

The image shows a modern office space with teal-colored glass partitions. The partitions are arranged in a grid pattern, creating a series of cubicles. The lighting is soft and even, highlighting the clean lines and vibrant color of the partitions. The overall aesthetic is professional and contemporary.

surface 
squared

PARTITIONING

Surface Squared SURPAC is manufactured in a thickness of 13mm in multiple sheet sizes to create the best optimisation for a 2100 high partitions in Privacy Plus, or floor to ceiling partitions and doors in Privacy Max. This allows minimal waste, provides cost saving on material and increases privacy.

FEATURES



Extensive colour range



Impact resistant



Self-supporting properties



Environmentally friendly



Easy to clean



Mechanically sturdy



Excellent hygienic properties



High resistance to water and steam



Fire rated



10 year warranty

The properties of Surpac make it ideal for the following projects:

- Education.
- Sports Centres and Stadiums.
- Office and towers.
- Hospitality.
- End of Trip Facilities.
- Hospital and Medical facilities.
- Recreational and public facilities.




SYSTEM BENEFITS

■ REDUCE WASTE



Ever considered where the off cuts of your material go? With so much material ending up in skip bins and eventually landfill, its time to pay more attention to the scrap heap. Providing a partitioning height of 2100. Surface Squared focuses on optimising the best sheet size to reduce waste for taller divisions.

■ INCREASE PRIVACY WITH **PRIVACY PLUS**



Ever considered where the offcuts of your material go? With so much material ending up in skip bins and eventually landfill, it's time to pay more attention to the scrap heap. Surface Squared SURPAC optimizes the sheet size minimising the material wasted.

■ INCREASE PRIVACY WITH **PRIVACY MAX**




Traditional toilet and shower partitioning height is 1800mm high, Making the gap between the floor and the bottom of the stall 300mm. Surface Squared Privacy Plus range reduces this to 100mm or Privacy Max closes the gap completely. Meeting the demand for both privacy and safety for a wide range of projects.




PRIVACY PLUS


Suitable for 2000mm high partitions.




ICE WHITE




SPRING WHITE



SEAL GREY



KOALA



BASALT



POPPY



APRICOT



CANARY



CARIBBEAN



MOSS



AZURE



CALIFORNIA




MEDITERRANEAN



NAVY



OBSIDIAN



SLAB GREY



SLATE

NEW



SEA GREEN

NEW



LAMAR

PRIVACY PLUS

Suitable for 2000mm high partition.



TEAK



WALNUT



YARRA



WENGE



AREZZO



BEECH

PRIVACY MAX

Suitable for floor to ceiling partitions.



SERENO



CALIMERO





BRUSHED
ALUMINIUM



The properties of Surpac make it ideal for other applications that include lockers, wall panelling, furniture and joinery. For these, Surpac can be manufactured in various sheet sizes and thicknesses ranging from 2.5mm - 16mm creating versatility in machining and yield.

Complete your design with complementing and matching High Pressure Laminates from the Surface Squared collection to bring our project to life.

- Lockers.
- Seating and furniture.
- Vanities.
- Privacy screens.
- Wall cladding.
- Ceiling panels.



surface 
squared

1300 722 113

www.surfacesquared.com.au

info@surfacesquared.com.au