

Learning from the past to create something for the future.



HOLZ IN FORM

Spalt - Straight and Fiddleback Pattern

Spalt

Innovative and inimitable.

Born of the tradition of age-old craftsmanship, „Spalt“ takes structure to the next generation in an extraordinary way.

The superb precision of the structure and the depth in the surface lend it a sculptural presence that is truly unique.

The interplay of light and shadow along with the refined texture of the surface emphasize this effect and impart an unrivalled authenticity to the structure.

A top layer comprised of nine-ply veneer above a multilayered core creates an exceptionally authentic material.

The standard panel is available in the following dimensions:

635 x 2450 x 21mm and 2450 x 635 x 21mm,
for use as wall panels or furniture frontals.

With the simplest means, this standard panel can be used to create fiddleback patterns, which further enhance this effect.

The most common pattern options are represented in the following.
The panel structure is available in seven real wood veneer finishes.

Tradition is not about preserving the ashes, but rather passing on the flame.

Alpi black



heartwood walnut



Alpi heartwood ash



heartwood oak



antique walnut



larch smoked



Alpi grey





SPALT - Straight Pattern




SPALT - Uniform Fiddleback Pattern



SPALT - Offset Fiddleback Pattern

SPALT

- Straight Pattern




635 x 2450 x 21 mm
2450 x 635 x 21 mm
Horizontal wood grain
For use as wall panels and furniture fronts.
This application requires edge coating.
Base panel for all fiddleback patterns.






SPALT – Uniform Fiddleback Pattern

Base panel: Spalt – Straight Pattern




Separate the sections of the standard panel into a uniform pattern following the direction of the graining



By shortening, sliding and turning the individual segments, you can create a uniform fiddleback pattern with an emphasis solely on the vertical graining.

These elements are affixed with adhesive, therefore there is no need to press together with a suitable substrate. Hot-melt adhesive can be used randomly on the reverse to help adhere the product.



Due to the multi-layered design of the structured panel this method requires no edge coating. The raw structure of the edge reinforces the authentic effect of the „Spalt“ pattern.

SPALT - Offset Fiddleback Pattern

Base panel: Spalt – Straight Pattern

Separate the sections of the standard panel into varying widths in an irregular pattern.

By shortening, sliding and turning the individual segments, you can create a uniform fiddleback pattern with an emphasis solely on the vertical graining.

These elements are affixed with adhesive, therefore there is no need to press together with a suitable substrate. Hot-melt adhesive can be used randomly on the reverse to help adhere the product.

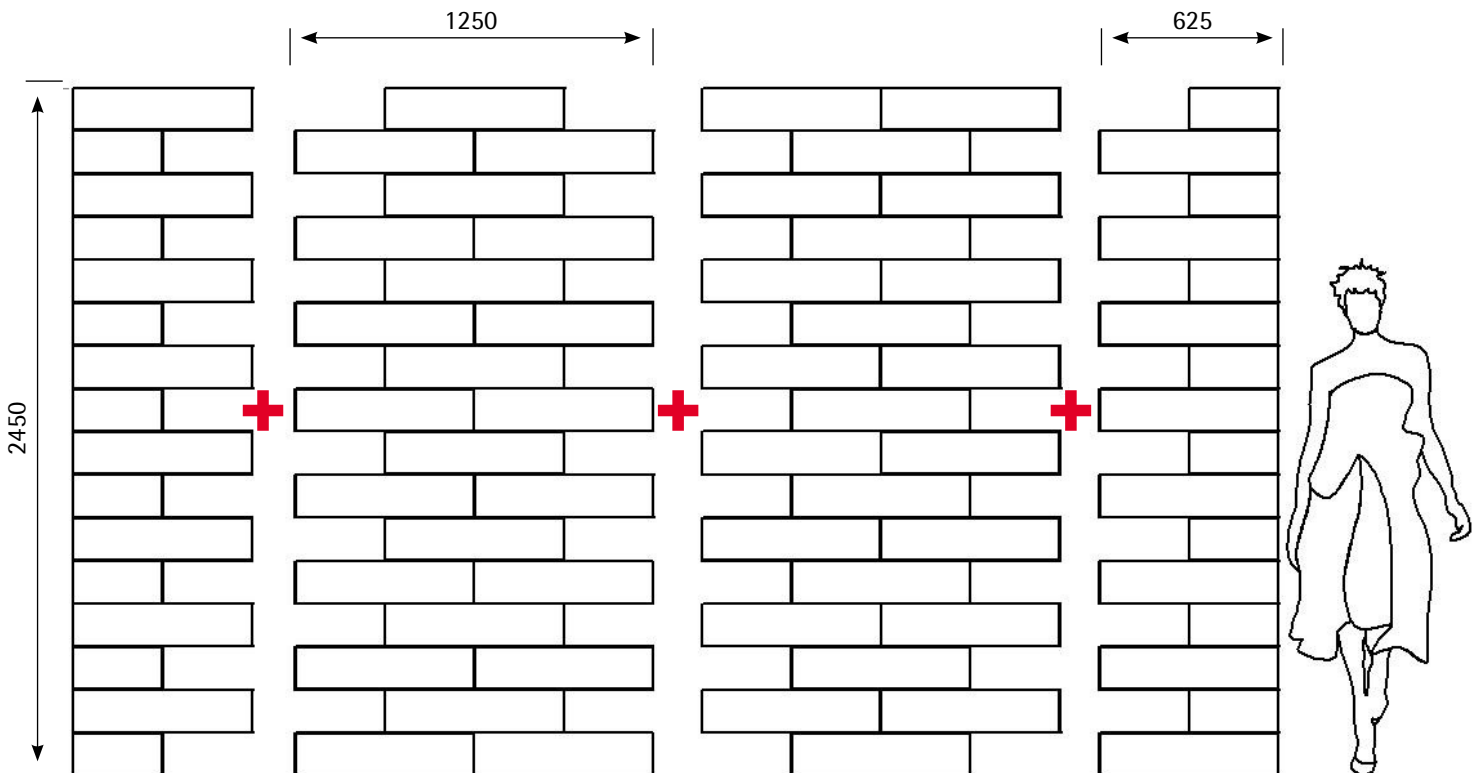

Due to the multi-layered design of the structured panel this method requires no edge coating. The raw structure of the edge reinforces the authentic effect of the „Spalt“ pattern.



Spalt - Fiddleback Pattern

The standard panel is also the base used here.


The sections are separated uniformly following the direction of the graining and half offset, similar to a masonry bonding pattern and mounted to a substrate. Turning and sliding reinforces the three-dimensional effect. The pattern takes on a very uniform, quiet texture. The system is comprised of one base element, two attachment elements and one closing element, all customized to fit the customer's needs.





HOLZ IN FORM

Spalt – Straight and Fiddleback Pattern

ein Produkt von 
Werkstätten

Holz in Form

Am Hasselbruch 3

32107 Bad Salzuflen

Tel. +49 5208 95777-0

Fax +49 5208 95777-79

info@holz-in-form.info

www.holz-in-form.info

photos. patrick pantze images

conception. m.lange-gandyra