

Surface²

FORMULAS FOR EVERY SPACE

Stratificato Range

Surface Squared Compact Laminate

The Alternative Decorative Substrate

Application:

Surface Squared Stratificato Range is suitable for all horizontal and vertical surfaces that are subjected to damp and high traffic environments.

Some of these surfaces include: Hospital & Healthcare Facilities, Restaurant Tables, Education Facilities, Restroom toilet partitions and cabinetry, Kitchens and Laboratories.

With an inbuilt ability to retard 99% of common bacteria, these compact laminates are revolutionary additions to our collection standing up to daily wear throughout their life cycle.

Specification for your project is made easy, with a cut to size program for endless possibilities. Safe and healthy design begins with Surface Squared.

Benefits:

Retards the growth of 99% of common bacteria, Easy to maintain, Extremely Durable, Water Resistance, Self-Supporting properties, High impact resistance, Extremely low VOC emissions.

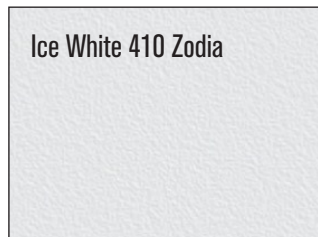
Sheet Size:

4200 x 1610 x 10mm

Compact laminate is an Engineered product, unique because of its mechanical, physical and chemical properties.

The details of these can be obtained from your nearest Surface Squared designer on 1300 722 113.

Ice White 410 Zodia



Asphalt 9809 Zodia



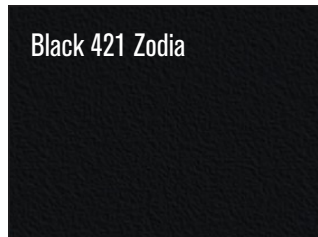
Champagne 406 Zodia



Reef Blue 9035 Zodia



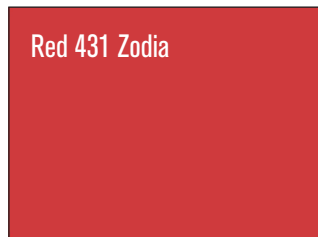
Black 421 Zodia




Coral Grey 9030 Zodia



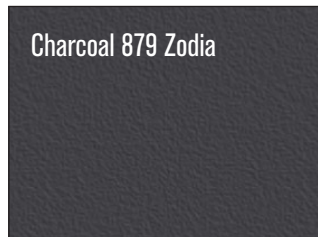
Red 431 Zodia




Maple 1677 Nutshell



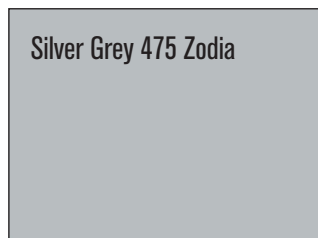
Charcoal 879 Zodia



Wenge 0312 Nutshell



Silver Grey 475 Zodia



Volcano 0545 Climb

